



District Report Card: 2017


State: Telangana	District: Bhadradr
Class: 3	Subject: Language
Schools: 53	Students: 587


Participation/Coverage


Students

 GENDER	Boys		Girls	
	Number	%	Number	%
	287	48.89	300	51.11

 AREA	Rural		Urban	
	Number	%	Number	%
	470	80.07	117	19.93

 CATEGORY	SC		ST		OBC		GEN	
	Number	%	Number	%	Number	%	Number	%
	105	17.89	267	45.49	208	35.43	7	1.19

 CWSN	LD	VI	HI	S&LD	ID	Oth
	0	0	2	0	1	0

 Management	Government		Government-aided	
	Number	%	Number	%
	561	95.57	26	4.43

Average Performance of Students in Language (%)

Overall	Gender		Area		Management		Social Group			
	Male	Female	Rural	Urban	Govt.	Aided	SC	ST	OBC	GEN
66.24	67.34	65.18	68.10	58.75	66.46	61.28	66.41	68.94	62.92	59.05

Performance on Learning Outcomes (LOs)

Learning Outcomes	Description	Average Performance(%)
L304	Reads small texts with comprehension i.e., identifies main ideas, details, sequence and draws conclusions	66.39
L312	Reads printed scripts on the classroom walls: poems, posters, charts etc.	65.93

Range of Performance of Students who Answered Correctly							
Below 30%		30% - 50%		50% - 75%		Above 75%	
Number	%	Number	%	Number	%	Number	%
36	6.13	98	16.70	246	41.91	207	35.26

Lowest Performing Learning Outcomes (LOs)

- 1 - Reads printed scripts on the classroom walls: poems, posters, charts etc. (65.93)
- 2 - Reads small texts with comprehension i.e., identifies main ideas, details, sequence and draws conclusions (66.39)